



ELEVATED LIVING
ElevatedLivingPDX.com

DESCRIPTION

With built in servery bar and benches, the Picnic is a great place to spend a meal with friends and family. This treehouse model is a unique, yet simple way to expand your home's entertaining capabilities with an elevated dining room. Imagine enjoying your morning coffee, a midday meal, or an evening cocktail amid the serenity of the trees.

FEATURES

- Constructed using the following materials:
 - FSC Certified Port Orford Cedar glulams
 - Cedar decking and railings with stainless steel screws
 - Concealed hardware
 - 3/4" steel tie rods
- 12'x12' floor plan minimizes material waste
- Pre-manufactured off-site
- Constructed using standard building practices
- Installs at heights up to 20 feet
- Fully installed within 3-5 days
- Entirely supported by straight trunked tree
- Design allows for future tree growth
- Includes tree inspection by ISA Certified Arborist
- Design team available for customization and coordination with adjacent buildings on site
- One year limited warranty


STANDARD

- Stairs
- Integrated table and seating

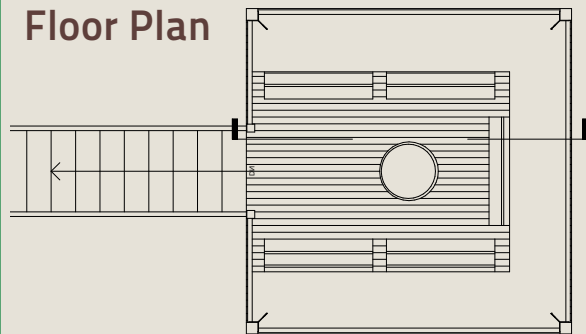
OPTIONAL

- Decking materials
- Railing materials
- Roof
- Integrated lighting

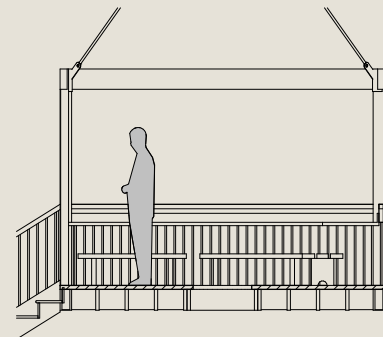
PICNIC



Floor Plan



Section



Elevation

