



ELEVATED LIVING
ElevatedLivingPDX.com

DESCRIPTION

Designed with children in mind, this tree house offers all the features kids will enjoy. From ladders to fireman's poles, cargo nets to trap doors, these structures provide a childhood getaway and inspiration for imagination. Because safety is our priority for The Playhouse model, we use the engineered platform of The Classic, along with guard railings, pre-manufactured play equipment. The Playhouse is perfect for children and the youthful spirit in all of us.

FEATURES

- Constructed using the following materials:
 - FSC Certified Port Orford Cedar glulams
 - Cedar decking and railings with stainless steel screws
 - Concealed hardware
 - 3/4" steel tie rods
- 12'x12' floor plan minimizes material waste
- Pre-manufactured off-site
- Constructed using standard building practices
- Installs at heights up to 20 feet
- Fully installed within 3-5 days
- Entirely supported by straight trunked tree
- Design allows for future tree growth
- Includes tree inspection by ISA Certified Arborist
- Design team available for customization and coordination with adjacent buildings on site
- One year limited warranty


STANDARD

- Ladder
- Slide
- Fireman's pole
- Trap door

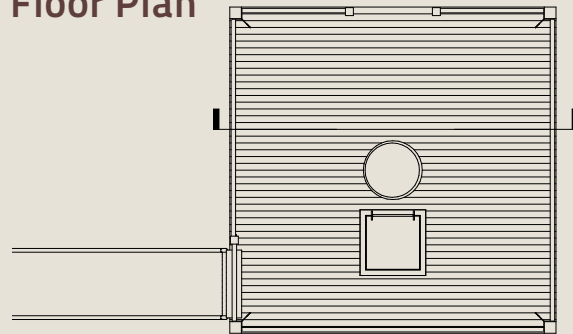
OPTIONAL

- Cargo net
- Rope bridge
- Decking materials
- Railing materials
- Themed design

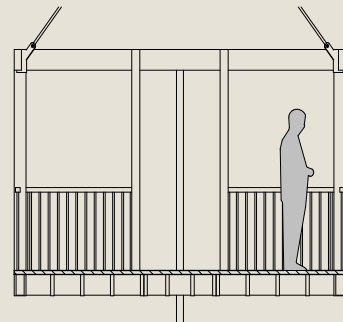
PLAYHOUSE



Floor Plan



Section



Elevation

